



## (I)(a) Statement showing Shareholding Pattern

<b>Name of the Company: Kalptaru Papers Limited</b>			
<b>Scrip Code, Name of the scrip, class of security: 590036, Kalpaper, Equity</b>			
<b>Quarter ended: 30-09-2011</b>			
<b>Partly paid-up shares:-</b>			
	<b>No. of partly paid-up shares</b>	<b>As a % of total no. of partly paid-up shares</b>	<b>As a % of total no. of shares of the company</b>
Held by promoter/promoter group	0	0.00	0.00
Held by public	0	0.00	0.00
<b>Total - D</b>	<b>0</b>	<b>0.00</b>	<b>0.00</b>
<b>Outstanding convertible securities:-</b>			
	<b>No. of outstanding securities</b>	<b>As a % of total no. of outstanding convertible securities</b>	<b>As a % of total no. of shares of the company, assuming full conversion of the convertible securities</b>
Held by promoter/promoter group	Not Applicable		
Held by public	Not Applicable		
<b>Total - E</b>			
<b>Warrants:-</b>			
	<b>No. of warrants</b>	<b>As a % of total no. of warrants</b>	<b>As a % of total no. of shares of the company, assuming full conversion of warrants</b>
Held by promoter/promoter group	Not Applicable		
Held by public	Not Applicable		
<b>Total - F</b>			
<b>Total paid-up capital of the company, assuming full conversion of warrants and convertible securities (Grand Total (A+B+C)+ D+E+F )</b>	<b>4468120</b>	<b>100.00</b>	<b>100.00</b>



Category code (I)	Category of Shareholder (II)	Number of Shareholders (III)	Total number of shares (IV)	Number of shares held in dematerialized form (V)	Total shareholding as a percentage of total		Shares Pledged or otherwise encumbered	
					As a percentage of (A+B) <sup>1</sup> (VI)	As a percentage of (A+B+C) (VII)	Number of shares (VIII)	As a percentage (IX)=(VIII)/(IV)*100
(B)	<b>Public shareholding</b>						N.A.	N.A.
1	<b>Institutions</b>							
(a)	Mutual Funds/ UTI	0	0	0	0.00	0.00		
(b)	Financial Institutions/ Banks	0	0	0	0.00	0.00		
(c)	Central Government/ State Government(s)	0	0	0	0.00	0.00		
(d)	Venture Capital Funds	0	0	0	0.00	0.00		
(e)	Insurance Companies	0	0	0	0.00	0.00		
(f)	Foreign Institutional Investors	0	0	0	0.00	0.00		
(g)	Foreign Venture Capital Investors	0	0	0	0.00	0.00		
(h)	Any Other (specify)	0	0	0	0.00	0.00		
	<b>Sub-Total (B)(1)</b>	<b>0</b>	<b>0</b>	<b>0</b>	<b>0.00</b>	<b>0.00</b>	<b>N.A.</b>	<b>N.A.</b>
B 2	<b>Non-institutions</b>						N.A.	N.A.
(a)	Bodies Corporate	75	223806	222906	5.01	5.01		
(b)	Individuals							
	i. Individual shareholders holding nominal share capital up to Rs 1 lakh	2155	944510	809910	21.14	21.14		
	ii. Individual shareholders holding nominal share capital in excess of Rs. 1 lakh.	21	565456	551156	12.66	12.66		
(c)	Any Other (specify)							
(c-i)	Clearing Member	13	40860	40860	0.91	0.91		
(c-ii)	Non-Resident Indian	11	38180	38180	0.85	0.85		
	<b>Sub-Total (B)(2)</b>	<b>2275</b>	<b>1812812</b>	<b>1663012</b>	<b>40.57</b>	<b>40.57</b>	<b>N.A.</b>	<b>N.A.</b>



Category code	Category of Shareholder	Number of Shareholders	Total number of shares	Number of shares held in dematerialized form	Total shareholding as a percentage of total		Number of shares	Shares Pledged or otherwise encumbered
					As a percentage of (A+B) <sup>1</sup> (VI)	As a percentage of (A+B+C) (VII)		
(I)	(II)	(III)	(IV)	(V)	(VI)	(VII)	(VIII)	(IX)=(VIII)/(IV)*100
(A)	Shareholding of Promoter and Promoter Group <sup>2</sup>							
1	Indian							
(a)	Individuals/Hindu Undivided Family	12	1357958	1344958	30.39	30.39	0	0.00
(b)	Central Government/ State Government(s)	0	0	0	0.00	0.00	0	0.00
(c)	Bodies Corporate	2	1297350	1297350	29.04	29.04	0	0.00
(d)	Financial Institutions/ Banks	0	0	0	0.00	0.00	0	0.00
(e)	Any Others(Specify)	0	0	0	0.00	0.00	0	0.00
(e-i)								
(e-ii)								
	Sub Total(A)(1)	14	2655308	2642308	59.43	59.43	0	0.00
2	Foreign							
a	Individuals (Non-Residents Individuals/ Foreign Individuals)	0	0	0	0.00	0.00	0	0.00
b	Bodies Corporate	0	0	0	0.00	0.00	0	0.00
c	Institutions	0	0	0	0.00	0.00	0	0.00
d	Any Others(Specify)	0	0	0	0.00	0.00	0	0.00
	Sub Total(A)(2)	0	0	0	0.00	0.00	0	0.00
	Total Shareholding of Promoter and Promoter Group (A)= (A)(1)+(A)(2)	14	2655308	2642308	59.43	59.43	0	0.00



Category code	Category of Shareholder	Number of Shareholders	Total number of shares	Number of shares held in dematerialized form	Total shareholding as a percentage of total		Shares Pledged or otherwise encumbered	
					As a percentage of (A+B) <sup>1</sup> (VI)	As a percentage of (A+B+C) (VII)	Number of shares (VIII)	As a percentage (IX)=(VIII)/(IV)*100
(D)	(II)	(III)	(IV)	(V)				
(B)	Total Public Shareholding (B)=(B)(1)+(B)(2)	2275	1812812	1663012	40.57	40.57	N.A.	N.A.
	TOTAL (A)+(B)	2289	4468120	4305320	100.00	100.00		
(C)	Shares held by Custodians and against which Depository Receipts have been issued						N.A.	N.A.
1	Promoter and Promoter Group	0	0	0	0	0.00		
2	Public	0	0	0	0	0.00		
	GRAND TOTAL (A)+(B)+(C)	2289	4468120	4305320	100.00	100.00	0	0.00



**Kalptaru Papers Limited**

(1)(b) Statement showing Shareholding of persons belonging to the category "Promoter and Promoter Group"

Sr. No.	Name of the shareholder	Total shares held		Shares pledged or otherwise encumbered		
		Number of shares	As a % of grand total (A)+(B)+(C)	Number	As a percentage (VD)=(V)/(IID)*100	As a % of grand total (A)+(B)+(C) of sub-clause (I)(a) (VII)
(I)	(II)	(III)	(IV)	(V)	(VI)=(V)/(III)*100	(I)(a) (VII)
1	N. N. PAPERS PVT. LTD.	750700	16.80	0	0.00	0.00
2	KALPTARU FINCAP LIMITED	546650	12.23	0	0.00	0.00
3	JAI KISHAN GUPTA	420670	9.41	0	0.00	0.00
4	NAVEEN JAI KISHAN GUPTA	311820	6.98	0	0.00	0.00
5	USHA GUPTA	209920	4.70	0	0.00	0.00
6	SAVITA GUPTA	138264	3.09	0	0.00	0.00
7	RUBI GUPTA	85100	1.90	0	0.00	0.00
8	JAI KISHAN GUPTA ARPIT GUPTA HUF	77050	1.72	0	0.00	0.00
9	JAI KISHAN GUPTA NAVIN GUPTA HUF	44850	1.00	0	0.00	0.00
10	ARPIT GUPTA	29134	0.65	0	0.00	0.00
11	JAIKISHAN & SONS HUF	15600	0.35	0	0.00	0.00
12	NAVEEN GUPTA HUF	12550	0.28	0	0.00	0.00
13	NIMIT GUPTA	8000	0.18	0	0.00	0.00
14	D. C. CUPTA	5000	0.11	0	0.00	0.00
<b>TOTAL</b>		<b>2655308</b>	<b>59.43</b>	<b>0.00</b>	<b>0.00</b>	<b>0.00</b>



**Kalptaru Papers Limited**

**(I)(c) Statement showing Shareholding of persons belonging to the category "Public" and holding more than 1% of the total number of shares**


Sr. No.	Name of the shareholder	Number of shares	Shares as a percentage of total number of shares {i.e., Grand Total (A)+(B)+(C) indicated in Statement at para (I)(a) above}
1	AJAY GOENKA	67122	1.50
2	KALPEN R SHAH	63503	1.42
3	HEMANG OMPRAKASH MEHTA	58000	1.30
4	PAWAN GUPTA	46000	1.03
<b>TOTAL</b>		<b>234625</b>	<b>5.25</b>



**Kalptaru Papers Limited**

**(I)(d) Statement showing details of locked-in shares**


Sr. No.	Name of the shareholder	Category of Shareholders (Public/Promoter)	Locked-in shares as a percentage of total number of shares {i.e., Grand Total (A)+(B)+(C) indicated in Statement at para (I)(a) above}
1	NOT APPLICABLE		
2			
3			
4			
5			
6			
7			
8			
9			
<b>TOTAL</b>			



**Kalptaru Papers Limited**

**(II)(a) Statement showing details of Depository Receipts (DRs)**

Sr. No.	Type of outstanding DR (ADRs, GDRs, SDRs, etc.)	Number of outstanding DRs	Number of shares underlying outstanding DRs	Shares underlying outstanding DRs as a percentage of total number of shares {i.e., Grand Total (A)+(B)+(C) indicated in Statement at para (I)(a) above}
1	NOT APPLICABLE			
2				
3				
4				
5				
6				
7				
8				
9				
<b>TOTAL</b>				





**Kalptaru Papers Limited**

**(II)(b) Statement showing holding of Depository Receipts (DRs), where underlying shares held by "promoter/promoter group" are in excess of 1% of the total number of shares**

Sr. No.	Name of the DR Holder	Type of outstanding DR (ADRs, GDRs, SDRs, etc.)	Number of shares underlying outstanding DRs	Shares underlying outstanding DRs as a percentage of total number of shares {i.e., Grand Total (A)+(B)+(C) indicated in Statement at para (I)(a) above}
1	NOT APPLICABLE			
2				
3				
4				
5				
6				
7				
8				
9				
<b>TOTAL</b>				

