



KALPTARU PAPERS LIMITED

Introductory sub-table (I)(a)			
Name of the Company: Kalptaru Papers Limited			
Scrip Code : 590036			
Name of the scrip : Kalpaper			
Class of security: Equity			
Quarter ended: 31-12-2013			
Partly paid-up shares:-	No. of partly paid-up shares	As a % of total no. of partly paid-up shares	As a % of total no. of shares of the company
Held by promoter/promoter group	0	0	0
Held by public	0	0	0
Total - D	0	0	0
Outstanding convertible securities:-	No. of outstanding securities	As a % of total no. of outstanding convertible securities	As a % of total no. of shares of the company, assuming full conversion of the convertible securities
Held by promoter/promoter group	0	0	0
Held by public	0	0	0
Total - E	0	0	0
Warrants:-	No. of warrants	As a % of total no. of warrants	As a % of total no. of shares of the company, assuming full conversion of warrants
Held by promoter/promoter group	0	0	0
Held by public	0	0	0
Total - F	0	0	0
Total paid-up capital of the company, assuming full conversion of warrants and convertible securities	4468120	100.00	100.00



KALPTARU PAPERS LIMITED

Statement Showing Shareholding Pattern								
Table (I)(a)								
Category code	Category of Shareholder	Number of Shareholders	Total number of shares	Number of shares held in dematerialized form	Total shareholding as a percentage of total number of shares		Shares Pledged or otherwise encumbered	
					As a percentage of(A+B) ¹	As a percentage of (A+B+C)	Number of shares	As a percentage
(I)	(II)	(III)	(IV)	(V)	(VI)	(VII)	(VIII)	(IX)= (VIII)/(IV)*100
(A)	Shareholding of Promoter and Promoter Group²							
1	Indian							
(a)	Individuals/ Hindu Undivided Family	11	1358336	1358336	30.40	30.40	0	0.00
(b)	Central Government/ State Government(s)	0	0	0	0.00	0.00	0	0.00
(c)	Bodies Corporate	2	1297350	1297350	29.04	29.04	0	0.00
(d)	Financial Institutions/ Banks	0	0	0	0.00	0.00	0	0.00
(e)	Any Others(Specify)	0	0	0	0.00	0.00	0	0.00
	Sub Total(A)(1)	13	2655686	2655686	59.44	59.44	0	0.00
2	Foreign							
a	Individuals (Non-Residents Individuals/ Foreign Individuals)	0	0	0	0.00	0.00	0	0.00
b	Bodies Corporate	0	0	0	0.00	0.00	0	0.00
c	Institutions	0	0	0	0.00	0.00	0	0.00
d	Any Others(Specify)	0	0	0	0.00	0.00	0	0.00
			0	0	0.00	0.00	0	0.00
	Sub Total(A)(2)	0	0	0	0.00	0.00	0	0.00
	Total Shareholding of Promoter and Promoter Group (A)= (A)(1)+(A)(2)	13	2655686	2655686	59.44	59.44	0	0.00




KALPTARU PAPERS LIMITED

Statement Showing Shareholding Pattern

Table (I)(a)

Category code	Category of Shareholder	Number of Shareholders	Total number of shares	Number of shares held in dematerialized form	Total shareholding as a percentage of total number of shares		Shares Pledged or otherwise encumbered	
					As a percentage of(A+B) ¹	As a percentage of (A+B+C)	Number of shares	As a percentage
(i)	(ii)	(iii)	(iv)	(v)	(vi)	(vii)	(viii)	(ix)= (viii)/(iv)*100
(B)	Public shareholding						N.A.	N.A.
1	Institutions							
(a)	Mutual Funds/ UTI	0	0	0	0.00	0.00		
(b)	Financial Institutions / Banks	0	0	0	0.00	0.00		
(c)	Central Government/ State Government(s)	0	0	0	0.00	0.00		
(d)	Venture Capital Funds	0	0	0	0.00	0.00		
(e)	Insurance Companies	0	0	0	0.00	0.00		
(f)	Foreign Institutional Investors	0	0	0	0.00	0.00		
(g)	Foreign Venture Capital Investors	0	0	0	0.00	0.00		
(h)	Any Other (specify)	0	0	0	0.00	0.00		
	Sub-Total (B)(1)	0	0	0	0.00	0.00		
B 2	Non-institutions							
(a)	Bodies Corporate	62	136662	135762	3.06	3.06	N.A.	N.A.
(b)	Individuals							
I	i. Individual shareholders holding nominal share capital upto Rs.1 lakh	2037	941447	809547	21.07	21.07		
II	ii. Individual shareholders holding nominal share capital in excess of Rs. 1 lakh.	24	672704	658404	15.06	15.06		
(c)	Any Other (specify)				0.00	0.00		
(c-i)	Clearing Member	10	21316	21316	0.48	0.48		
(c-ii)	Non-Resident Indian	9	40305	40305	0.90	0.90		
	Sub-Total (B)(2)	2142	1812434	1665334	40.56	40.56		




KALPTARU PAPERS LIMITED

Statement Showing Shareholding Pattern

Table (I)(a)

Category code	Category of Shareholder	Number of Shareholders	Total number of shares	Number of shares held in dematerialized form	Total shareholding as a percentage of total number of shares		Shares Pledged or otherwise encumbered	
					As a percentage of (A+B) ¹	As a percentage of (A+B+C)	Number of shares	As a percentage
(I)	(II)	(III)	(IV)	(V)	(VI)	(VII)	(VIII)	(IX)= (VIII)/(IV)*100
(B)	Total Public Shareholding (B)= (B)(1)+(B)(2)	2142	1812434	1665334	40.56	40.56		
	TOTAL (A)+(B)	2155	4468120	4321020	100.00	100.00		
(C)	Shares held by Custodians and against which Depository Receipts have been issued							
1	Promoter and Promoter Group	0	0	0	0	0.00	0	0.00
2	Public	0	0	0	0	0.00	0	0
	Sub-Total (C)	0	0	0	0	0.00	0	0
	GRAND TOTAL (A)+(B)+(C)	2155	4468120	4321020	100.00	100.00	0	0.00




KALPTARU PAPERS LIMITED

(I)(b) Statement showing holding of securities (including shares, warrants, convertible securities) of persons belonging to the category "Promoter and Promoter Group"

Sr. No.	Name of the shareholder	Details of Shares held		Encumbered shares (*)			Details of warrants		Details of convertible securities		Total shares (including underlying shares assuming full conversion of warrants and convertible securities) as a % of diluted share capital
		Number of shares held	As a % of grand total (A) + (B) + (C)	No.	As a percentage	As a % of grand total (A)+(B)+(C) of sub-clause (I)(a)	Number of warrants held	As a % total number of warrants of the same class	Number of convertible securities held	As a % total number of convertible securities of the same class	
(i)	(ii)	(iii)	(iv)	(v)	(vi)=(v)/(iii)*100	(vii)	(viii)	(ix)	(x)	(xi)	(xii)
1	N. N. PAPERS PVT. LTD.	750700	16.80	0	0.00	0.00	0	0.00	0	0.00	0.00
2	KALPTARU FINCAP LIMITED	546650	12.23	0	0.00	0.00	0	0.00	0	0.00	0.00
3	JAI KISHAN GUPTA	420670	9.41	0	0.00	0.00	0	0.00	0	0.00	0.00
4	NAVEEN JAI KISHAN GUPTA	311820	6.98	0	0.00	0.00	0	0.00	0	0.00	0.00
5	USHA GUPTA	209920	4.70	0	0.00	0.00	0	0.00	0	0.00	0.00
6	SAVITA GUPTA	138264	3.09	0	0.00	0.00	0	0.00	0	0.00	0.00
7	RUBY RAJENDRA PATAWARI	85478	1.91	0	0.00	0.00	0	0.00	0	0.00	0.00
8	JAI KISHAN GUPTA ARPIT GUPTA HUF	77050	1.72	0	0.00	0.00	0	0.00	0	0.00	0.00
9	JAI KISHAN GUPTA NAVIN GUPTA HUF	44850	1.00	0	0.00	0.00	0	0.00	0	0.00	0.00
10	ARPIT GUPTA	29134	0.65	0	0.00	0.00	0	0.00	0	0.00	0.00
11	JAIKISHAN & SONS HUF	15600	0.35	0	0.00	0.00	0	0.00	0	0.00	0.00
12	NIMIT NAVEEN GUPTA	13000	0.29	0	0.00	0.00	0	0.00	0	0.00	0.00
13	NAVEEN GUPTA HUF	12550	0.28	0	0.00	0.00	0	0.00	0	0.00	0.00
TOTAL		2655686	59.44	0	0.00	0.00	0	0.00	0	0.00	0.00


(* The term "encumbrance" has the same meaning as assigned to it in regulation 28(3) of the SAST Regulations, 2011



KALPTARU PAPERS LIMITED

(I)(c)(i) Statement showing holding of securities (including shares, warrants, convertible securities) of persons belonging to the category “Public” and holding more than 1% of the total number of shares


Sr. No.	Name of the shareholder	Number of shares held	Shares as a percentage of total number of shares {i.e., Grand Total (A)+(B)+(C) indicated in Statement at para (I)(a) above}	Details of warrants		Details of convertible securities		Total shares (including underlying shares assuming full conversion of warrants and convertible securities) as a % of diluted share capital
				Number of warrants held	As a % total number of warrants of the same class	Number of convertible securities held	% w.r.t total number of convertible securities of the same class	
1	NIKUNJ SURESHCHANDRA SHAH	69073	1.55	0	0.00	0	0.00	0.00
2	AJAY GOENKA	67122	1.50	0	0.00	0	0.00	0.00
3	HEMANG OMPRAKASH MEHTA	58000	1.30	0	0.00	0	0.00	0.00
4	PAWAN GUPTA	46000	1.03	0	0.00	0	0.00	0.00
TOTAL		240195	5.38	0	0.00	0	0.00	0.00



KALPTARU PAPERS LIMITED

(I)(c)(ii) Statement showing holding of securities (including shares, warrants, convertible securities) of persons (together with PAC) belonging to the category “Public” and holding more than 5% of the total number of shares of the company


Sr. No.	Name(s) of the shareholder(s) and the Persons Acting in Concert (PAC) with them	Number of shares	Shares as a percentage of total number of shares {i.e., Grand Total (A)+(B)+(C) indicated in Statement at para (I)(a) above}	Details of warrants		Details of convertible securities		Total shares (including underlying shares assuming full conversion of warrants and convertible securities) as a % of diluted share capital
				Number of warrants	As a % total number of warrants of the same class	Number of convertible securities held	% w.r.t total number of convertible securities of the same class	
1	Nil	0	0.00	0	0.00	0	0.00	0.00
TOTAL		0	0.00	0	0.00	0	0.00	0.00



KALPTARU PAPERS LIMITED

(I)(d) Statement showing details of locked-in shares


Sr. No.	Name of the shareholder	Number of locked-in shares	Locked-in shares as a percentage of total number of shares {i.e., Grand Total (A)+(B)+(C) indicated in Statement at para (I)(a) above}
1	Nil	0	0.00
TOTAL		0	0.00



KALPTARU PAPERS LIMITED

(II)(a) Statement showing details of Depository Receipts (DRs)

Sr. No.	Type of outstanding DR (ADRs, GDRs, SDRs, etc.)	Number of outstanding DRs	Number of shares underlying outstanding DRs	Shares underlying outstanding DRs as a percentage of total number of shares {i.e., Grand Total (A)+(B)+(C) indicated in Statement at para (I)(a) above}
1	Nil	0	0	0.00
TOTAL		0	0	0.00



KALPTARU PAPERS LIMITED

(II)(b) Statement showing holding of Depository Receipts (DRs), where underlying shares held by "promoter/promoter group" are in excess of 1% of the total number of shares

Sr. No.	Name of the DR Holder	Type of outstanding DR (ADRs, GDRs, SDRs, etc.)	Number of shares underlying outstanding DRs	Shares underlying outstanding DRs as a percentage of total number of shares {i.e., Grand Total (A)+(B)+(C) indicated in Statement at para (I)(a) above}
1	Nil	0	0	0.00
TOTAL		0	0	0.00

